



ಬೃಹತ್ ಬೆಂಗಳೂರು ಮಹಾನಗರ ಪಾಲಿಕೆ
Bruhat Bengaluru Mahanagara Palike



BBMP COVID-19 WAR ROOM 03.03.2023

BBMP / COVID-19 WAR ROOM / BULLETIN – 1075/ 03.03.2023 / #BBMPfightsCOVID19



OVERVIEW OF COVID-19 IN BENGALURU

CASE TRENDS ACTIVE CASES **249**

Confirmed Cases

58

18,78,237[#]

Recovered Cases

14

18,60,997[#]

Death Cases

0

16,991[#]



HOSPITALIZATION

20

ICU – V

1

ICU

6

HDU

2

General

11

INCLUDES GOVT. QUOTA AND PRIVATE WALK-IN HOSPITALIZATION



VACCINATION

29

2,06,95,984[#]

First Dose

6

96,89,292[#]

Second Dose

7

95,10,951[#]

Precaution Dose

16

14,95,741[#]



TRIAGING

MTU

5

Tele Triage

50



ACTIVE CZs

0

MCZs (< 5 cases)

0

Clusters (> 5 cases)

0



TESTING

745

3,21,85,267[#]

RAT

125

RTPCR

620

Positivity :6.21%

*FOR LAST 7 DAYS

: indicates cumulative numbers till date



ABSTRACT OF COVID-19 SCENARIO IN BENGALURU


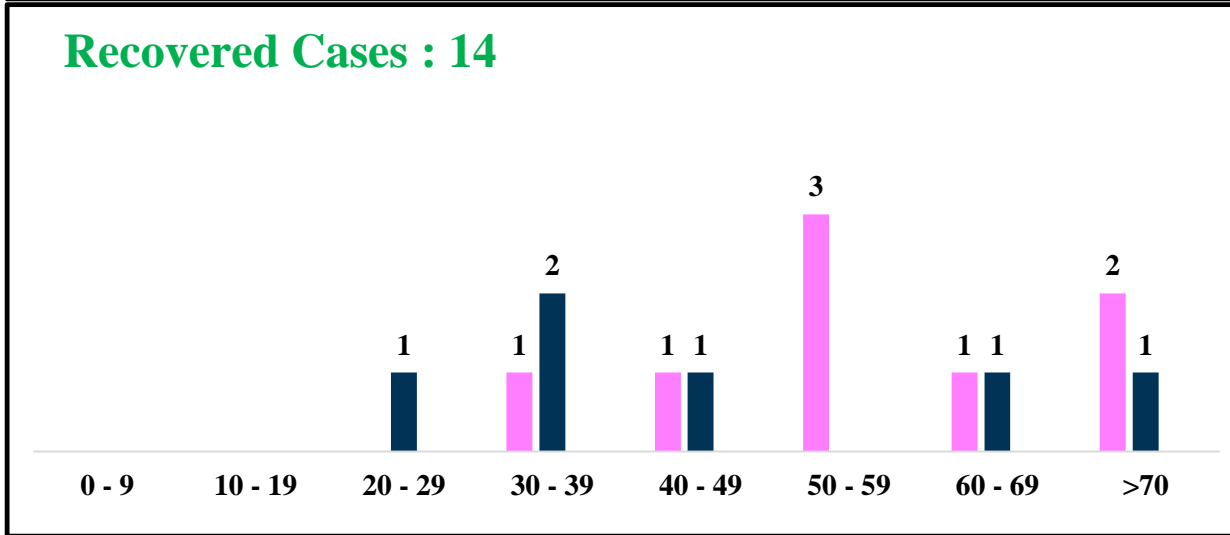
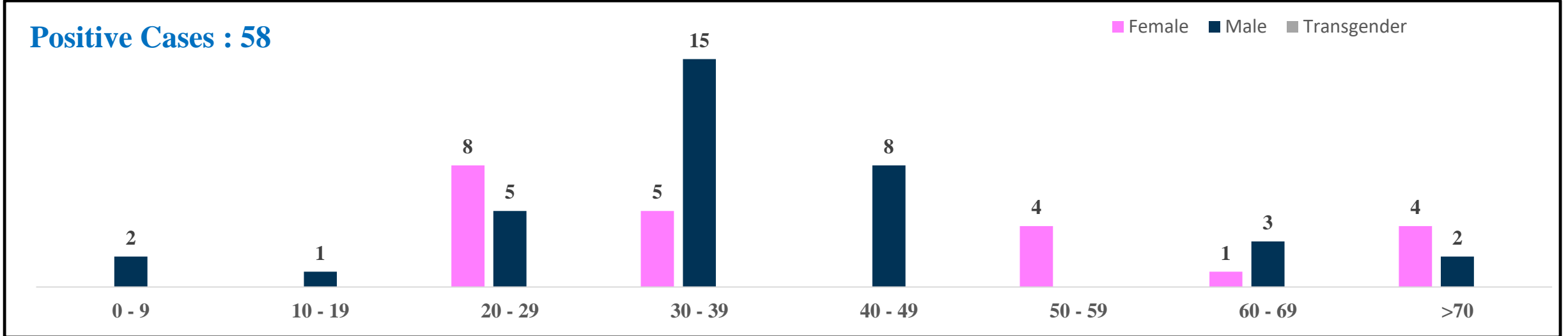


	MALE			FEMALE			TRANSGENDER			TOTAL		
	Last 24 Hours	Last 7 Days	Cumulative	Last 24 Hours	Last 7 Days	Cumulative	Last 24 Hours	Last 7 Days	Cumulative	Last 24 Hours	Last 7 Days	Cumulative
Positive Cases	36	173	11,07,460	22	138	7,70,581	0	0	196	58	311	18,78,237
Recovered Cases	6	101	10,94,988	8	91	7,64,879	0	0	187	14	192	18,60,997
Death Cases	0	0	10,761	0	0	6,226	0	0	4	0	0	16,991
Total Tests Done	In Last 24 hrs. : 745			In last 7 days : 5,007			Cumulative : 3,21,85,267					
Vaccine Doses Administered	In Last 24 hrs. : 29			In last 7 days : 620			Cumulative : 2,06,95,984					
ACTIVE CASES									249			

*Covid deaths occurred today : 00 | Covid deaths occurred beyond last 24hrs., reported today : 00



LAST 24 HOURS AGE GROUP AND GENDER WISE DISTRIBUTION

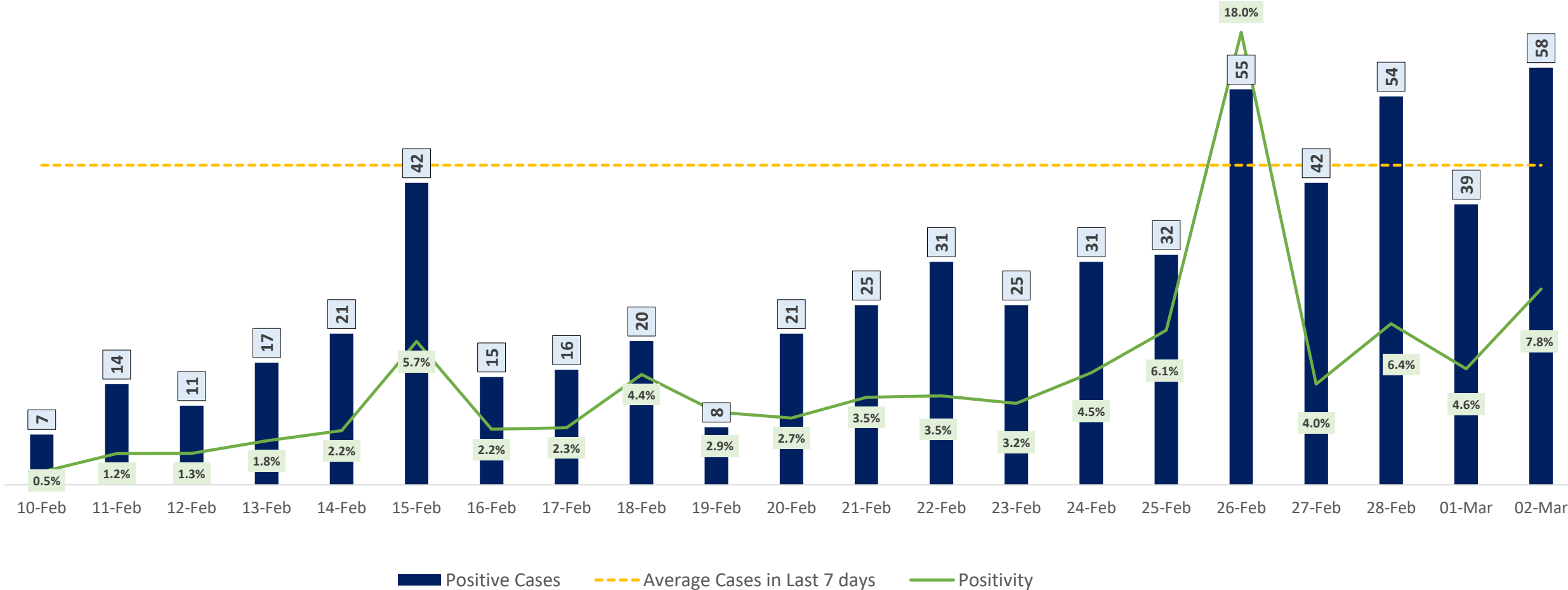




POSITIVITY RATE OF BENGALURU – LAST 21 DAYS



Average Cases in Last 7 days : 44

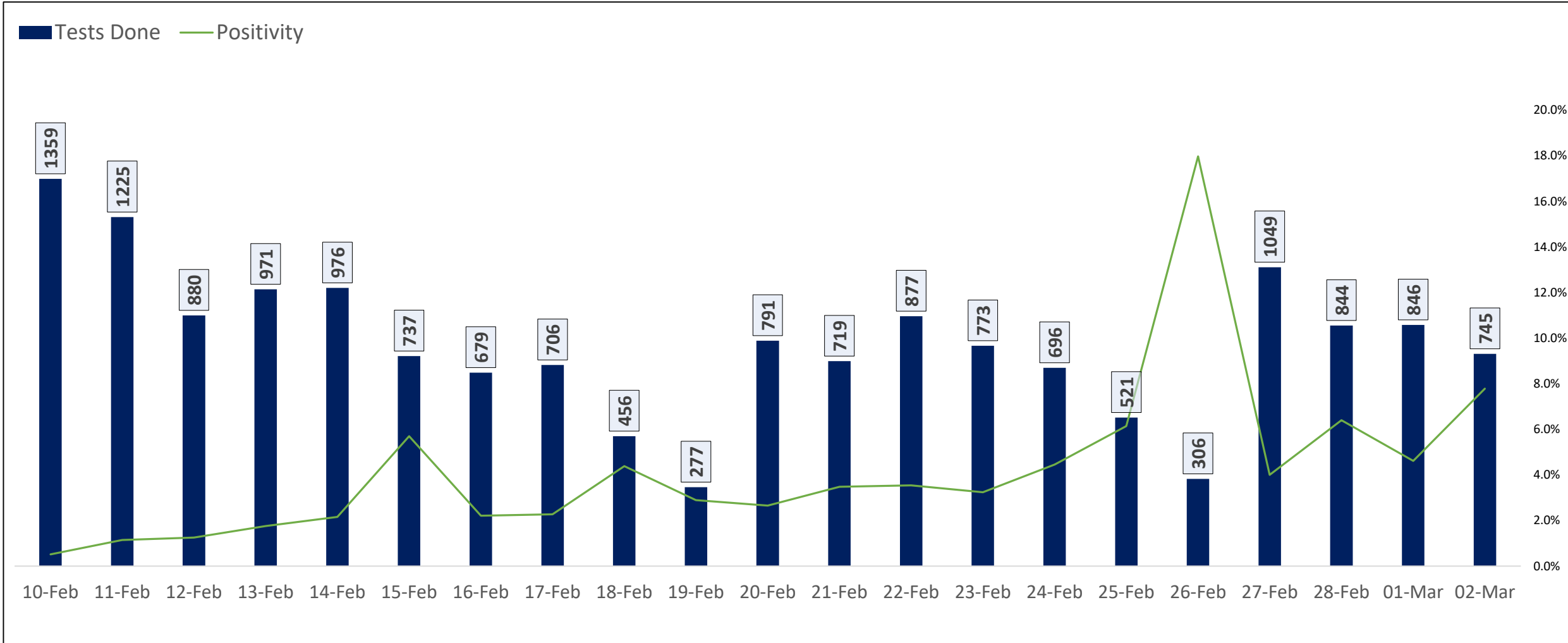




TESTING TRENDS IN BENGALURU

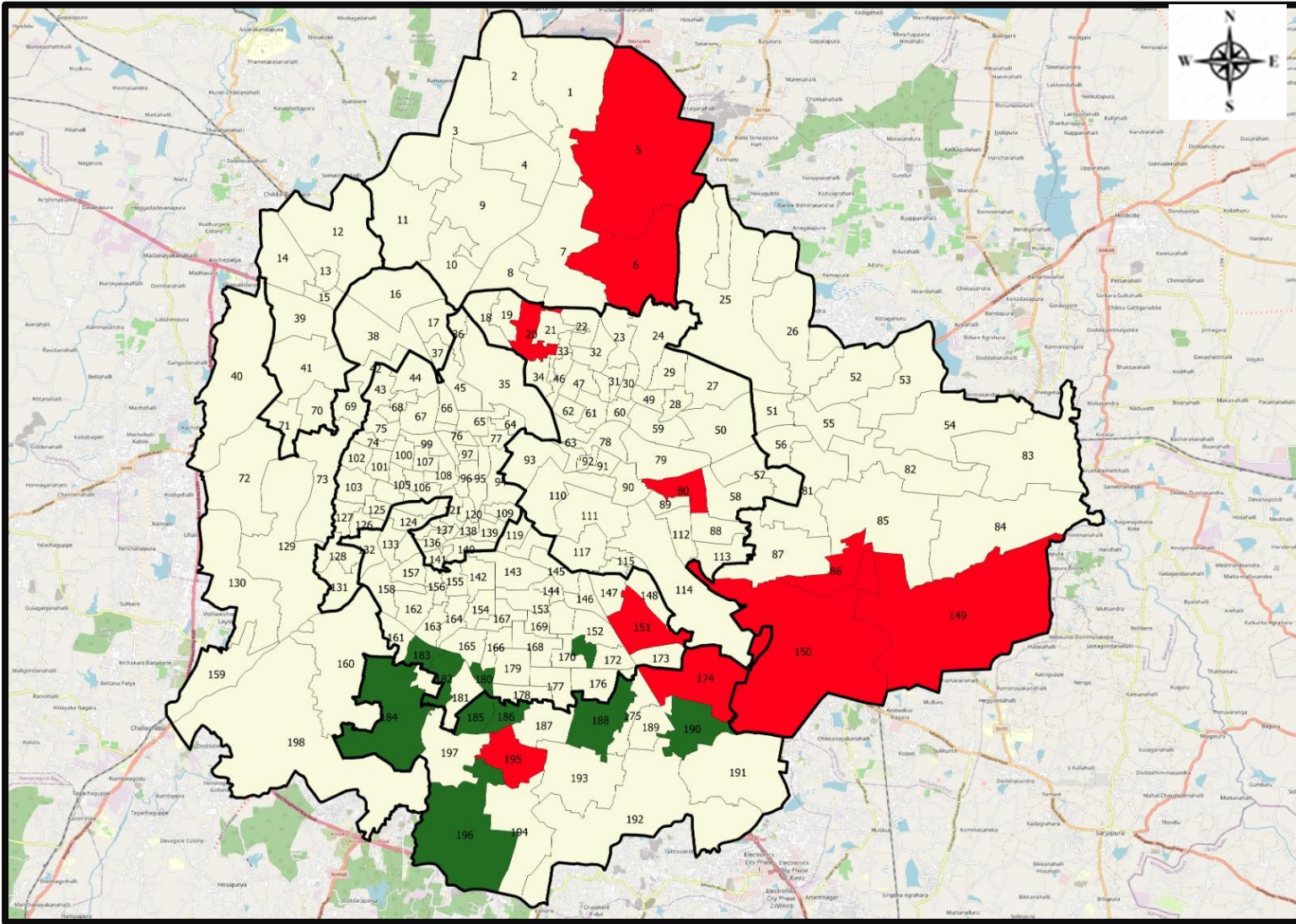


Total Test Conducted Till Date	Test Conducted Last 24 hours	Last 7 Days Average
3,21,85,267	745	715





BENGALURU URBAN MAP SHOWING TREND OF POSITIVE CASES IN LAST 7 DAYS



Top 10 wards reporting highest number of positive cases in last 10 days

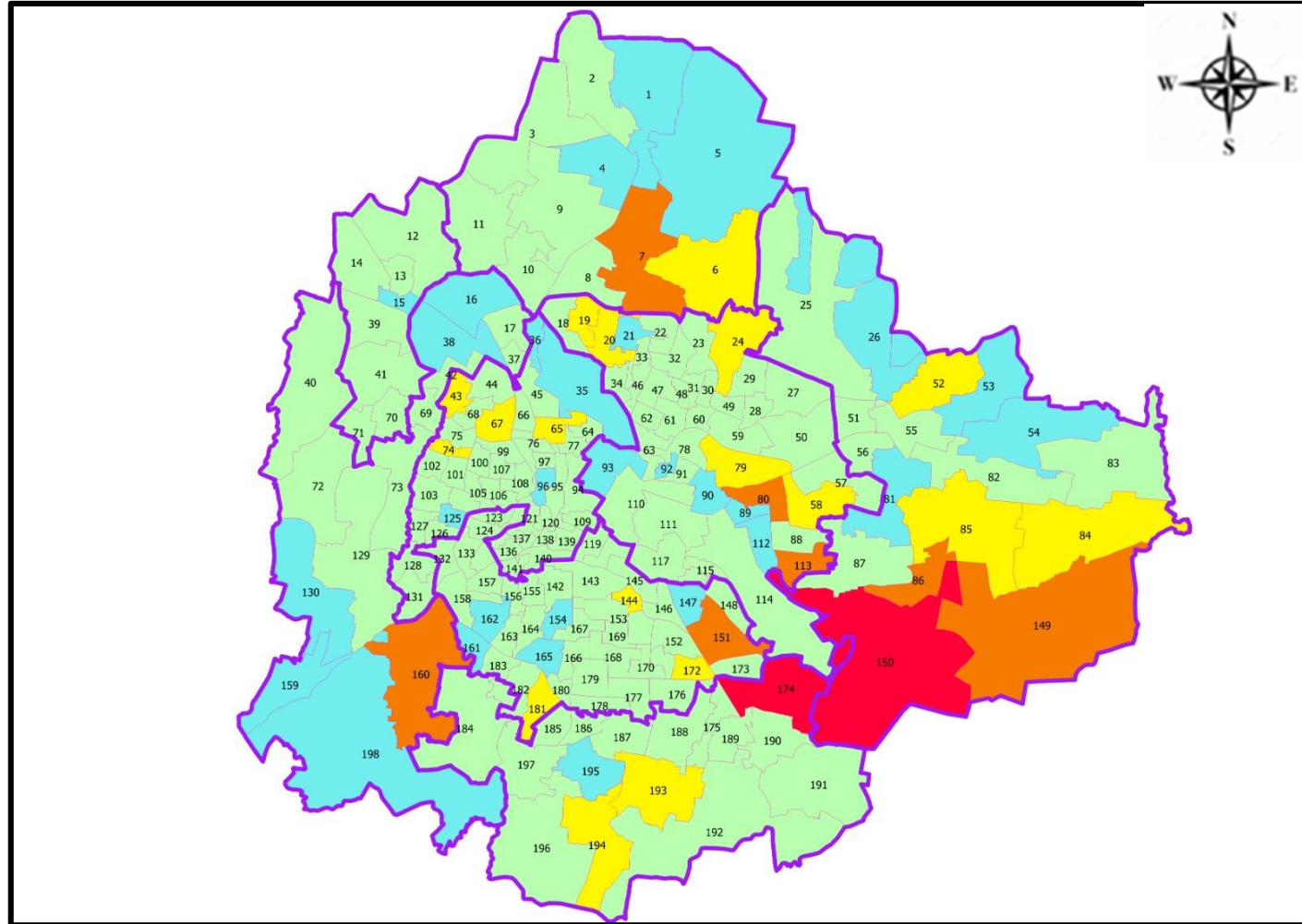
Ward No.	Ward Name	Daily Cases Average
150	Bellanduru	3
174	HSR Layout	2
149	Varthuru	2
151	Koramangala	2
86	Marattahalli	1
5	Jakkuru	1
6	Thanisandra	1
195	Konanakunte	1
20	Ganga Nagar	1
80	Hoysala Nagar	1







Top 10 wards reporting least number of positive cases in last 7 days

Ward No.	Ward Name	Daily Cases Average
196	Anjanapura	0
190	Mangammanapalya	0
188	Bilekhali	0
186	Jaraganahalli	0
185	Yelchenahalli	0
184	Uttarahalli	0
183	Chikkalsandra	0
182	Padmanabha Nagar	0
180	Banashankari Temple Ward	0
171	Gurappanapalya	0



BENGALURU MAP SHOWING INTENSITY OF POSITIVE CASES IN LAST 7 DAYS



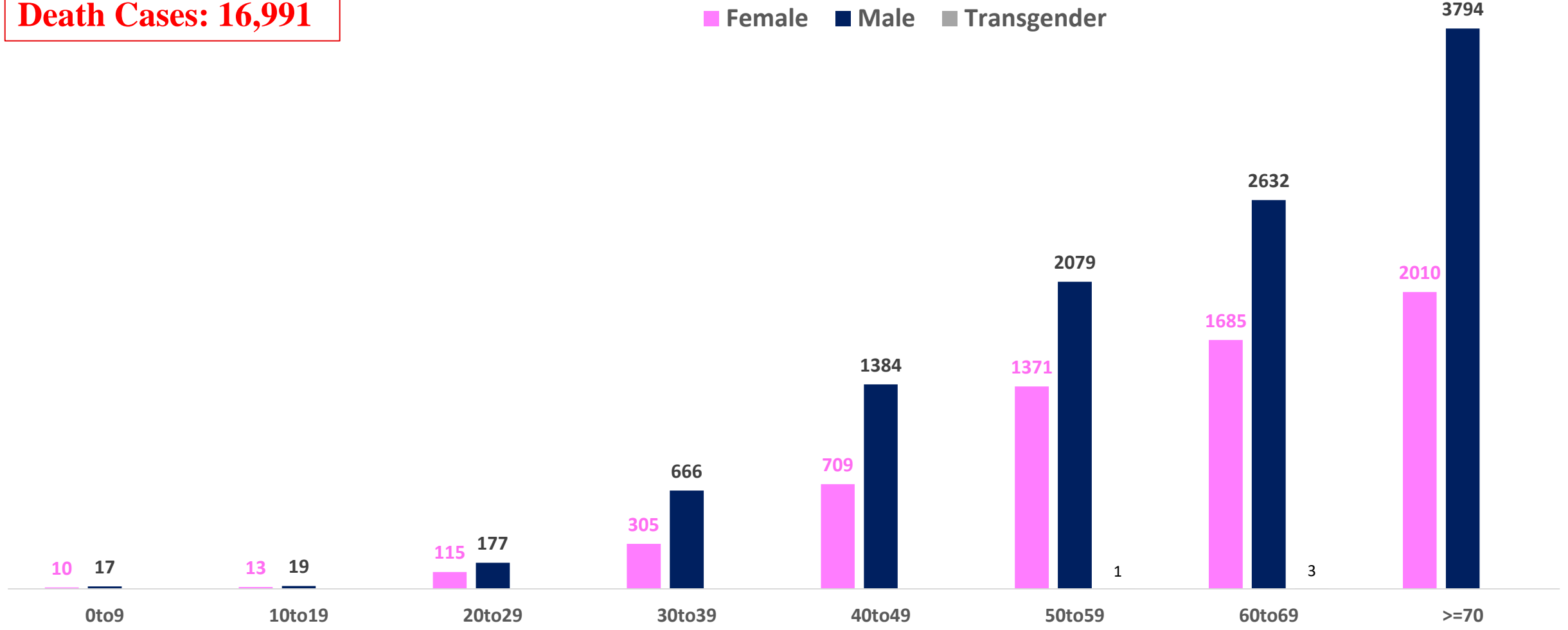
-  **Level 1 : 0 to 1 Cases**
-  **Level 2 : 1 to 3 Cases**
-  **Level 3 : 3 to 5 Cases**
-  **Level 4 : 5 to 10 Cases**
-  **Level 5 : More than 10 Cases**
-  **Zone Boundaries**



AGE AND GENDER WISE DISTRIBUTION OF DEATH CASES



Death Cases: 16,991





SNAPSHOT OF COVID-19 CASES IN BENGALURU URBAN



**Total Wards With
0 Cases* :
101**

**Tests Conducted
on 02.03.2023:
745**

**Recovery
Rate*:
99.08%**

**Total
Active Cases :
249**

**Total Vaccinated
on 02.03.2023:
29**

**Positivity
Rate* :
6.21%**

**Active
Rate*:
0.01%**

**Case
Fatality Rate* :
0.00%**





*Total positive cases In the past 7 days

*CFR and positivity is for Past 7 days



ಬೃಹತ್ ಬೆಂಗಳೂರು ಮಹಾನಗರ ಪಾಲಿಕೆ
Bruhat Bengaluru Mahanagara Palike



Download BBMP Bulletin	https://apps.bbmpgov.in/covid19/mediabulletin.php
To register for vaccination :	https://selfregistration.cowin.gov.in/
BBMP COVID19 Dashboard:	https://apps.bbmpgov.in/covid19/
Follow us on:	 www.facebook.com/bbmp.comm1/
	 twitter.com/BBMPCOMM
	  BBMPSplHealth

Issued by:


Honorable Chief Commissioner, BBMP
Special Commissioner Health, BBMP
MD, Bengaluru Smart City Limited

THANK YOU !

ಬೃಹತ್ ಬೆಂಗಳೂರು ಮಹಾನಗರ ಪಾಲಿಕೆ
Bruhat Bengaluru Mahanagara Palike


List of Functional Namma Clinics


1



Scan the QR code to
find Namma Clinic Locations

2



  @BBMPSplHealth

